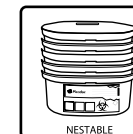
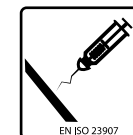


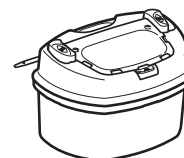


- ✓ **Easy assembly**, ergonomic design
- ✓ **Ambidextrous automatic opening/closure of the shutter by pushing on a button** (patented system)
- ✓ **Secure provisory locking**
- ✓ **Secure final locking** by simple pressure on the flap (locking indicators)
- ✓ **Large fill opening**, maximum fill capacity and optimised flat disposal of the largest instruments
- ✓ **Universal needle removing device** (incl. insulin pens, needles...)
- ✓ **large base providing stability**
- ✓ **Easily and safely portable** thanks to 1 back integral handle
- ✓ **Integral cable tie in PP** : easy fixing on various supports/brackets ( patented system)




## Pi7500 : 7.5L sharpbox for clinical waste 3291

Fully compliant with the highest standards EN ISO 23907 & NF X 30-511



# Picador®

## **Picador SHARP COLLECTORS FOR CLINICAL WASTE**

In highly resistant PP, the  **Picador** boxes are equipped with an innovative provisory automatic system : a single pressure of one finger on a button enables to securely and easily open and close the box. Their filling capacity is optimum in comparison with their volume.

**Manufactured, tested & certified to EN ISO 23907:2012 & NFX 30-511 standards.**

**UN-approved** for the carriage of clinical waste UN3291 according to latest ADR/RID/IMDG specifications.

**Manufacturing controls certified by BVT &** ensuring a manufacturing in conformity with approval certificates (ADR 6.1.1.4)

**No risk of toxic emissions** when incinerated. **Sterilization** tested at 134°C.

Documentation & certificates can be accessed by clicking on dedicated links on our quotations

## **Picador EASY AND SECURE USE**

1. Pre-insert the lid into the border of the vat and then press on each hook to mount the lid.
2. If needed, attach the box to any support thanks to the fixing tie by choosing one of the 2 positions (1) or (2). Release the box by pressing the tab (3)
3. Press one of the push buttons to open or to close the shutter.
4. Shut the lid provisorily by applying a pressure on the shutter at tongue's level. Press on the tongue to unlock the shutter.
5. Choose one of the keyhole features depending on the instrument to be eliminated (needles, needles...)
6. For the permanent closure, push on each of the 6 closure zones: start by clipping the back of the shutter (1), then the front (2) and finally the sides of the shutter (3)

VIDEO FOR USE



<http://www.plazur.fr/downloads/PICADOR.MP4>



Technical data	Pi7500UK
<b>Dimensions LxBxH (cm)</b>	22.7 x 16 x 39
<b>Aperture (cm)</b>	10 x 5.5
<b>Weight (g)</b>	457
<b>Max. capacity (L)</b>	7.499
<b>Capacity to fill line (L)</b>	6.375
<b>UN approval number</b>	3H2/Y3.83/S/ - - F/BVT319110/PLAZUR
<b>Max. load (Kg)</b>	3.83 Kg
<b>Conformity to norms and regulations</b>	Design and manufacturing conforming to : - EN ISO 23907 & NF X30-511 - and to ADR specifications
<b>Marking</b>	- UN number 3291 and danger sticker 6.2, - filling limit and capacity to fill line, - marking according to standards - zone to identify the producer of the waste - assembly and closure instructions....
<b>Packing in carton LxBxH (cm)</b>	Carton 40 x 40 x 90
<b>Units / carton</b>	30
<b>Weight / carton (kg)</b>	14.1
<b>Packing on pallet LxBxH (cm)</b>	Pallet 80 x 120 x 240 14 cartons per pallet
<b>Units / pallet</b>	420
<b>Weight / pallet (kg)</b>	212

Version October 2016 - Any reproduction, partial or complete, is forbidden without agreement of the author. - All rights reserved. - © 2016 PLAZUR S.A.S

**Plazur**

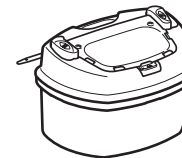
PRESERVING THE ESSENTIAL

DESIGNED & MANUFACTURED IN FRANCE  
Registered Trade Mark. Patented Design



[www.plazur.fr](http://www.plazur.fr)

Distributor :



**Picador®**